



Sayl® Chairs

With the Sayl Chair, designer Yves Béhar used smart engineering to transform simple materials into an innovative design that's beautiful, supportive, and sustainable. Inspired by the striking architecture and less-is-more engineering of suspension bridges, Sayl strikes a healthy balance between ergonomic support and the freedom to move.

Designer

Yves Béhar

Benefits

- Frameless suspension back offers you a healthy balance between support and freedom of movement.
- Family of seating that includes task chair, side chair, and stool.
- Expresses character through a distinctive design.

Warranty

12-year, 3-shift

hermanmiller.com/sayl-chairs



Key Features



- 1. Harmonic™ Tilt**
Sayl's Harmonic Tilt enables natural, balanced movement through a range of postures.
- 2. 3D Intelligent® Suspension**
Sayl's unframed 3D Intelligent back (available in midback) supports key regions of your back as you stretch and move.
- 3. PostureFit®**
PostureFit supports your spine at its lowest point, the sacrum, and reinforces your pelvis, preventing slouching and fatigue while you sit.
- 4. Optional Height-Adjustable Lumbar Support**
The optional height-adjustable lumbar support provides an added level of spinal support and comfort for your lumbar region.
- 5. Contoured Seat Pad**
The contoured seat pad incorporates a blend of injection molding and foam to provide seamless long-term comfort for people of all shapes and sizes.

Specs

- Family**
 Work Chair with Suspension Back
 Mid-Back Work Chair with Upholstered Back
 High-Back Work Chair with Upholstered Back
 4-Leg Side Chair with Suspension Back
 4-Leg Side Chair with Upholstered Back
 Sled Base Side Chair with Suspension Back
 Sled Base Side Chair with Upholstered Back
 Stool with Suspension Back
 Mid-Back Stool with Upholstered Back
 High-Back Stool with Upholstered Back
 Work Chair, Suspension Mid-Back with Stretch Knit Back Cover
 Work Stool, Suspension Mid-Back with Stretch Knit Back Cover

The following information applies only to Sayl work chairs.

Overview
 Maximum User Weight 159 kg

Back Support
 PostureFit Sacral Support Standard
 Adjustable Lumbar Support Optional

Seat Height
 Extended Height Range 419 - 559 mm

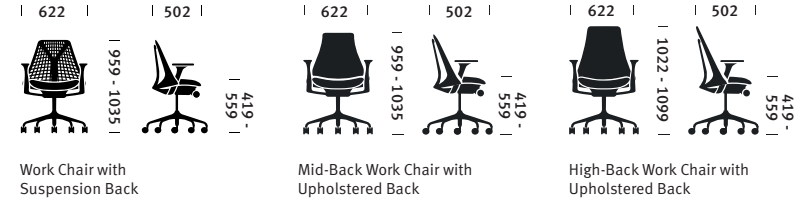
Seat Depth
 Fixed Seat 406mm
 Adjustable Seat 406mm–457mm

Tilt Options
 Tilt Limiter Optional
 Tilt Limiter with Seat Angle Optional

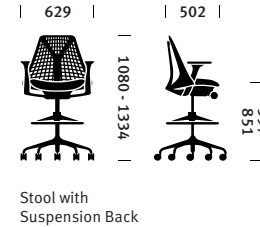
Arm Options
 No Arms
 Fixed Arms
 Height Adjustable Arms
 Fully Adjustable 4D Arms

Statement of Line

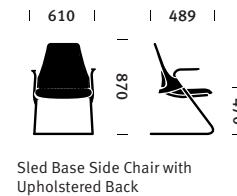
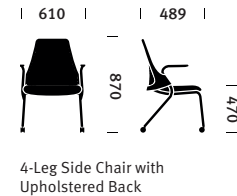
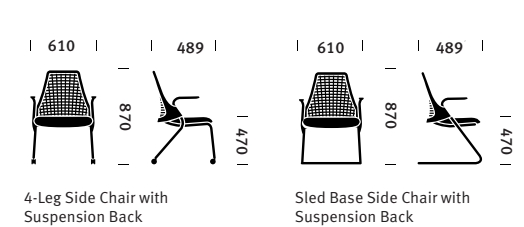
Work Chairs



Stool



Side Chairs



More Information

For further information and resources for Sayl Chairs, please visit hermanmiller.com